

24 Horas da Batalha Ferberto 2018

Corrida

Peso Mín.: 210 Kg

Tempo Máx. de Turno: 35 min.






















Descanso Mín.: 60 min.


























Tempo Máx. de Prova: 270 min.

Tempo Mín. de Prova: 80 min.


Duração da Prova: 1440 min.

Equipa nº 165: Academia Kart Cup 2

| Paragem | Piloto | Partida/Chegada | | Peso | Turno | Descanso | Penalização |
|---------|-----------------|-----------------|----------|-------|----------|--------------|---|
| 7 | Pedro Cunha | 00:00:00 | 00:28:54 | 206.5 | 00:28:54 | 1ª Vez |  |
| 34 | Carlos Ibarrola | 00:28:54 | 01:03:16 | 204.2 | 00:34:22 | 1ª Vez |  |
| 55 | Joaquim Barbosa | 01:03:16 | 01:09:06 | 207.7 | 00:05:50 | 1ª Vez |  |
| 58 | Joaquim Barbosa | 01:09:06 | 01:35:29 | 213.4 | 00:32:13 | Mesmo Piloto |  |
| 82 | Antonio Ribeiro | 01:35:29 | 02:07:51 | 220.8 | 00:32:22 | 1ª Vez |  |
| 104 | Pedro Rebelo | 02:07:51 | 02:40:54 | 214.4 | 00:33:03 | 1ª Vez |  |
| 130 | Miguel Nogueira | 02:40:54 | 03:14:00 | 219.5 | 00:33:06 | 1ª Vez |  |
| 158 | Pedro Cunha | 03:14:00 | 03:45:11 | 224.9 | 00:31:11 | 02:45:06 |  |
| 186 | Joaquim Barbosa | 03:45:11 | 04:18:38 | 212.7 | 00:33:27 | 02:09:42 |  |
| 209 | Pedro Rebelo | 04:18:38 | 04:51:31 | 210.8 | 00:32:53 | 01:37:44 |  |
| 232 | Jose Rodrigues | 04:51:31 | 05:22:36 | 221.4 | 00:31:05 | 1ª Vez |  |
| 255 | Pedro Cunha | 05:22:36 | 05:56:12 | 186.4 | 00:33:36 | 01:37:25 |  |
| 281 | Joaquim Barbosa | 05:56:12 | 06:29:20 | 212.3 | 00:33:08 | 01:37:34 |  |
| 305 | Antonio Ribeiro | 06:29:20 | 07:01:41 | 220.7 | 00:32:21 | 04:21:29 |  |
| 327 | Paulo Reis | 07:01:41 | 07:34:14 | 237.9 | 00:32:33 | 1ª Vez |  |
| 349 | Miguel Nogueira | 07:34:14 | 08:08:01 | 219.6 | 00:33:47 | 04:20:14 |  |
| 371 | Pedro Rebelo | 08:08:01 | 08:42:35 | 217.7 | 00:34:34 | 03:16:30 |  |
| 394 | Jose Rodrigues | 08:42:35 | 09:17:39 | 222.7 | 00:35:04 | 03:19:59 |  |
| 395 | Jose Rodrigues | 09:17:39 | 09:17:48 | 222.2 | 00:35:13 | Mesmo Piloto |  |
| 416 | Paulo Reis | 09:17:48 | 09:51:02 | 237.1 | 00:33:14 | 01:43:34 |  |
| 438 | Pedro Cunha | 09:51:02 | 10:24:44 | 223.6 | 00:33:42 | 03:54:50 |  |
| 461 | Joaquim Barbosa | 10:24:44 | 10:58:41 | 211.8 | 00:33:57 | 03:55:24 |  |

| | | | | | | | |
|-----|-----------------|----------|----------|-------|----------|--------------|---|
| 483 | Jose Rodrigues | 10:58:41 | 11:33:02 | 222.8 | 00:34:21 | 01:40:53 |  |
| 505 | Carlos Ibarrola | 11:33:02 | 12:07:36 | 226.6 | 00:34:34 | 10:29:46 |  |
| 527 | Pedro Cunha | 12:07:36 | 12:42:07 | 203.4 | 00:34:31 | 01:42:52 |  |
| 528 | Pedro Cunha | 12:42:07 | 12:42:13 | 226.5 | 00:34:37 | Mesmo Piloto |  |
| 550 | Joaquim Barbosa | 12:42:13 | 13:16:22 | 212.3 | 00:34:09 | 01:43:32 |  |
| 572 | Pedro Rebelo | 13:16:22 | 13:49:13 | 217.9 | 00:32:51 | 04:33:47 |  |
| 596 | Carlos Ibarrola | 13:49:13 | 14:20:56 | 227.9 | 00:31:43 | 01:41:37 |  |
| 617 | Pedro Cunha | 14:20:56 | 14:56:45 | 227 | 00:35:49 | 01:38:43 |  |
| 639 | Jose Rodrigues | 14:56:45 | 15:29:51 | 221.8 | 00:33:06 | 03:23:43 |  |
| 660 | Miguel Nogueira | 15:29:51 | 16:04:12 | 219.2 | 00:34:21 | 07:21:50 |  |
| 676 | Antonio Ribeiro | 16:04:12 | 16:33:15 | 216.8 | 00:29:03 | 09:02:31 |  |
| 698 | Paulo Reis | 16:33:15 | 17:06:25 | 241 | 00:33:10 | 06:42:13 |  |
| 719 | Joaquim Barbosa | 17:06:25 | 17:38:46 | 212.9 | 00:32:21 | 03:50:03 |  |
| 744 | Miguel Nogueira | 17:38:46 | 18:12:23 | 189.9 | 00:33:37 | 01:34:34 |  |
| 766 | Paulo Reis | 18:12:23 | 18:46:18 | 236.4 | 00:33:55 | 01:05:58 |  |
| 788 | Antonio Ribeiro | 18:46:18 | 19:19:42 | 219.8 | 00:33:24 | 02:13:03 |  |
| 809 | Jose Rodrigues | 19:19:42 | 19:52:32 | 225.6 | 00:32:50 | 03:49:51 |  |
| 832 | Pedro Rebelo | 19:52:32 | 20:26:40 | 218.3 | 00:34:08 | 06:03:19 |  |
| 855 | Paulo Reis | 20:26:40 | 21:00:39 | 234.4 | 00:33:59 | 01:40:22 |  |
| 877 | Miguel Nogueira | 21:00:39 | 21:34:41 | 221.1 | 00:34:02 | 02:48:16 |  |
| 899 | Pedro Rebelo | 21:34:41 | 22:09:18 | 219.1 | 00:34:37 | 01:08:01 |  |
| 920 | Antonio Ribeiro | 22:09:18 | 22:39:26 | 222.1 | 00:30:08 | 02:49:36 |  |
| 940 | Miguel Nogueira | 22:39:26 | 23:09:09 | 222 | 00:29:43 | 01:04:45 |  |
| 962 | Paulo Reis | 23:09:09 | 23:39:08 | 237.4 | 00:29:59 | 02:08:30 |  |
| 985 | Jose Rodrigues | 23:39:08 | 00:00:01 | 219.9 | 00:20:53 | 03:46:36 |  |

Tempos totais de prova

| Piloto | Total Prova | Penalização* |
|-----------------|-----------------------------|---|
| Antonio Ribeiro | 02:37:18 (~ 157.3 minutos) |  |
| Carlos Ibarrola | 01:40:39 (~ 100.65 minutos) | |

| | | |
|-----------------|-----------------------------|---|
| | |  |
| Joaquim Barbosa | 03:19:15 (~ 199.25 minutos) |  |
| Jose Rodrigues | 03:07:28 (~ 187.47 minutos) |  |
| Miguel Nogueira | 03:18:36 (~ 198.6 minutos) |  |
| Paulo Reis | 03:16:50 (~ 196.83 minutos) |  |
| Pedro Cunha | 03:17:49 (~ 197.82 minutos) |  |
| Pedro Rebelo | 03:22:06 (~ 202.1 minutos) |  |

*Apenas se verifica no final da prova